

**Deepshikha Kala Sansthan**

Sector 3, Varun Path Manasarovar, Jaipur  
Balance Sheet as on 31 March, 2021

LIABILITIES	DITI	DCFT	RCERT	DCTE	RCP	DTTC	RIPSV	RIPC	RIPSP	DKSGI	RCPV	REC	RPCS	RCN	RTTC	DKS (P)	DIA	DKS	TO	
<b>1 CAPITAL FUND</b>																			57900.00	1
As per last balance	57500.00																			
<b>2 BUILDING FUND</b>																			7838000.00	104
As per last balance	2635100.00																			
<b>3 GENERAL RESERVE</b>																				
As per last balance	15552383.79	3270180.15	226605839.63	121467762.73	6033956.05	6594061.57	-655476.17	28930951.24	12084644.96	-43062407.08	37927249.85	23298853.69	16689826.14	-266202	3630866.73	-1521233.15	-118059.39	87944455.79	5444	
Add. - Surplus of income over Expenditure for the year	-55436.80	-35.00	-3285083.50	4680310.70	1841042.43	483417.51	-9567188.92	-55240.60	-10539828.40	10576649.62	26834.70	0.00	116546.91	0.00	-2159571.56	-253.70	1916.25	741275.55	-71	
<b>4 CURRENT LIABILITIES &amp; PROVISIONS (as per Schedule-A)</b>																				
Total	18189546.99	3270145.15	226509875.13	127066009.43	8386807.48	7376991.08	-6859897.49	30494382.64	4866490.16	-30536571.46	41682448.15	24603853.69	17518327.65	-266202.00	1742665.17	-1521486.85	-104312.14	97027224.34	5694	

ASSETS																				
<b>1 Fix Assets -As per Schedule-B</b>	492101.00	0.00	226855267.25	11747194.00	1453124.00	790041.00	15878165.00	30485245.00	841026.00	40605030.00	1338507.00	12945580.00	282184.00	378959.00	48638.00	19071.00	0.00	126857979.75	4710	
<b>2 INVESTMENTS</b>																				
FDRs				3000000.00		4150000.00		1500000.00				1500000.00								10350000.00
Interest Receivable (Bank of India)																				37283.79
Interest Receivable Canara Bank																				875105.79
Interest Receivable Union bank of india																				2580990.31
<b>3 CURRENT ASSETS LOANS &amp; ADVANCES (As Per schedule -C)</b>																				
Total	100381.56	0.00	7181474.20	3377107.35	1226805.48	2042531.08	2335636.51	47025.64	2554954.16	1194305.01	4378158.15	221787.00	2200821.65	433543.00	1783377.17	11092.15	100732.86	43412072.26	726	
Total	592482.56	0.00	234036741.45	18124301.35	2679929.48	6982572.08	18213801.51	32032270.64	3395980.16	41799335.01	7216665.15	13167367.00	3983005.65	810502.00	1832015.17	30163.15	100732.86	18444841.90	5694	

For Deepshikha Kala Sansthan

*(Signature)*  
(President)      *(Signature)*  
(Secretary)

Place Jaipur  
Dated: 10/01/2022

As per our report of even date  
For LATA KHATRI & CO  
Chartered Accountants  
FRN No. 032735C

*(Signature)*  
(Lata Khatri)  
(PROPRIETOR)  
MEMBERSHIP NO. 452287



*(Signature)*  
Self-Certified

## Deepshikha Kala Sansthan

Sector 3, Varun Path Manasarovar Jaipur

Income and Expenditure Account for the year ended 31st March, 2021

INCOME	DITI	DCFT	RCERT	DCTE	RCP	DTTC	RIPSV	RIPC	RIPSP	DKSGI	RCPV	REC	RPCS	RCN	RTTC	DKS (P)	DIA	DKS	TOTA
Fees			39634041.00	10343120.00	9726061.00	7328760.00	6987500.00		4232500.00	32265500.00	16525650.00		8566500.00		6709700.00		2000.00		142321332.00
Bank Interest	248.00	83.00																	35595.40
Bank FDR Interest			5744.00	5756.00	5647.00	62.00		311.00		338.42	413.00								2582487.20
Rent Income																			87000.00
Interest for Income Tax Refund																			23840.00
Other Income				5292.00															5292.00
<b>Total</b>	<b>248.00</b>	<b>83.00</b>	<b>39639785.00</b>	<b>10354168.00</b>	<b>9731708.00</b>	<b>7328822.00</b>	<b>6987500.00</b>	<b>311.00</b>	<b>4232500.00</b>	<b>32265838.42</b>	<b>16526063.00</b>	<b>0.00</b>	<b>8566500.00</b>	<b>0.00</b>	<b>6709700.00</b>	<b>0.00</b>	<b>2000.00</b>	<b>2710320.29</b>	<b>145055546.70</b>
<b>EXPENDITURES</b>																			
Admission Expenses			2095.00																2095.00
Advertisement Expenses				12903.00		1922.00													14825.00
Affiliation Fees University			775000.00	397490.00	431000.00	410310.00	20000.00	25000.00	20000.00										2118800.00
Bank Charges	306.80	118.00	11655.50	1591.30	5168.57	1950.49	3328.92	780.60	3956.40	514.80	25000.00		15000.00						80353.50
Books, Periodicals & Journals				168796.00	28358.00	115900.00								917.09					441726.00
College Education Noc Fees				25000.00															25000.00
Electricity & Water Exp.	55378.00		816719.00	164775.00											5359.56	253.70	83.75	43451.74	1156787.00
ESI Corporation			80833.00												116920.00				25000.00
General Expenses			169447.00	12680.00	68642.00	10927.00	6880.00			68462.00									80833.00
Hostel Expenses															25000.00			626094.00	988132.00
Inspection Fee																			225671.00
Interest Paid							50000.00		40000.00			90000.00	45000.00						225000.00
Insurance Premium																			990.00
Lab. Consumable Items					25987.00														208700.00
Nagar Nigam Jaipur				37792.00															208700.00
New College NOC Fee																			25987.00
News Papers & Magazine			6122.00	3160.00	5438.00														37792.00
Petrol Expenses			99020.00																15000.00
Pharmacy Council of India					150000.00														14720.00
Photostat & Typing			22781.00	21759.00	16147.00	9840.00													99020.00
Printing & Stationary			24888.00	26123.00	43322.00	3280.00				3248.00									150000.00
Professional Fees									1546.00	14352.00									73775.00
Repair & Maintenance			52496.00	8198.00	336688.00	2050.00													142107.00
Software										134782.00									114400.00
Salaries			39480632.00	4635157.00	6569852.00	5975875.00	16417840.00		14706826.00	21484590.00	16369352.00		8319503.00		7853190.00				797912.00
Sports Equipments					8352.00														13570.00
Staff Welfare					32863.00	38850.00													141793017.00
Students Welfare				123731.00	117128.00	274500.00													144473.00
Mamber Sheep Fees			20000.00																71713.00
RICCO Expenses			1187838.00											41213.00					802762.00
Telephone			167548.00	34702.00	28320.00		56540.00	29771.00											20000.00
Travelling & Conveyance			7594.00		23400.00					3240.00	14160.00								1187838.00
Excess of Income over Expenditure	55436.80	35.00	3295083.50	4680310.70	1841042.43	483417.51	9567188.92	55240.80	10539828.40	10576649.62	26834.70	0.00	116546.91	0.00	2159571.58	253.70	1916.25	741275.55	-7194844.81
<b>Total</b>	<b>248.00</b>	<b>83.00</b>	<b>39639785.00</b>	<b>10354168.00</b>	<b>9731708.00</b>	<b>7328822.00</b>	<b>6987500.00</b>	<b>311.00</b>	<b>4232500.00</b>	<b>32265838.42</b>	<b>16526063.00</b>	<b>0.00</b>	<b>8566500.00</b>	<b>0.00</b>	<b>6709700.00</b>	<b>0.00</b>	<b>2000.00</b>	<b>2710320.29</b>	<b>145055546.71</b>

For Deepshikha Kala Sansthan

*(Signature)*  
 (President)      *(Signature)*  
 (Secretary)

Place Jaipur  
 Dated 10/01/2022

As per our report of even date.  
 For LATA KHATRI & CO  
 Chartered Accountants  
 FRN No. 032735C

*(Signature)*  
 (Lata Khatri)  
 (PROPRIETOR)  
 MEMBERSHIP NO. 45228



*(Signature)*  
 Self-Certified

# Deepshikha Kala Sansthan

22452287AAAAAA

Sector 3, Varun Path Manasarovar, Jaipur

SCHEDULES TO AND FORMING PART OF BALANCE SHEET AS ON 31 March, 2021

PARTICULARS	DTI	DCFT	RCERT	DCTE	RCP	DTTC	RIPSV	RIPC	RIPSP	DKSGI	RCPV	REC	RPCS	RCN	RTTC	DKS (P)	DIA	DKS	TOTAL
<b>SCHEDULE -A</b>																			
<b>CURRENT LIABILITIES</b>																			
Agarwal Brothers			7761.00																7761.00
Agarwal Fitting House																			16538.00
Aman Photostate & Typing Institute								16538.00											3791.00
Arihant Siksha Prakashan				3791.00															1520.00
Ashwad Publishers & Distributors				1520.00															7976.00
ACME Enterprises			7976.00																1149001.00
C.P. Textiles			1149001.00		246601.00		666300		823401		1237151.00					659051.00			43092.00
Daleep Kumar					43092.00														15206
Dev Enterprises							50023.60		40023.60		90023.6								26689.00
Dev Motors Workshoop				15206															
Data Ingenious Global Limited			26689.00																15206.00
EI-Tronics																			26689.00
Expert Computers							358000.00				6938.00								17346.00
Fast Engineers			124386.00	177500.00							216926.00								24284.00
Getmyuni Education Service Pvt. Ltd.			90000.00							223080.00									574926.00
Indsun Enterprises			58604.00					315527.00											524966.00
Jaipur Glass House			16745.00	2250.00															405527.00
K.K. Sports								9127.00											58604.00
Kantik Enterprises																			18995.00
K.S. Enterprises						1300									1550.00				9127.00
Knowledge Eduventures				62600.00															1560.00
L.J. Sikhshan Sansthan																			1300.00
Lancer infosoft Pvt. Ltd							269044.00												82600.00
Mangal Sales Corporation				4630.00							476850.00								33320.00
Neelkhanth Publishers (P) Ltd																			33320.00
Om News Paper Agencies			18949.00						22100.00										746894.00
P Barla & Co.				1020.00						56596.00									4630.00
Prachi Consultants																			22100.00
Raj Panchayat Prakashan																			75545.00
Reprographic Solutions			6317.00																1020.00
Parshuram				3648.00	2121.00														84960.00
Radha Prakashan Mandir (P) Ltd.																			20000.00
Rajasthan Prakashan						182312.00					695475.00								6317.00
Rightways Company				24787		115900.00													5769.00
RBD Publishing House																			695475.00
R & H Industries				168796.00															182312.00
Riddhi Siddhi Offset																			72170.00
Rishi Bhumi Enterprises			10226.00	11684.00															35470.00
R K Enterprises			310437.00	2656.00					3749.00										168796.00
Shades Paints & Allied Industry			37664.00										7880.00						11084.00
Shivam Enterprises			5950.00																11831.00
Snn Nath Cables				16383.00	15267.00														41185.00
Snn Balaji Construction																			77527.00
Tiwan Building Matthal								9280.00											310437.00
Tqj Paints & Hardware																			37664.00
Tulp Engineering & Service			6165.00																5950.00
(B) Other Liabilities			12005.00																31650.00
Caution Money																			9280.00
TDS Un Paid			999315.00	421465.00	166250.00		2019400.00	1246100.00	2454500.00	1669500.00	1005200.00	964000.00							71000.00
Scholarship, Social Welfare																			26650.00
Staff Amount Refundable			79400.00																6165.00
Development Fees RTU			77900.00		38478.00														12005.00
<b>Total</b>	<b>0.00</b>	<b>0.00</b>	<b>3189119.00</b>	<b>917936.00</b>	<b>511809.00</b>	<b>299512.00</b>	<b>3382767.60</b>	<b>1618672.00</b>	<b>3321673.60</b>	<b>1949186.00</b>	<b>3728563.60</b>	<b>1305000.00</b>	<b>711954.60</b>	<b>0.00</b>	<b>271370.00</b>	<b>0.00</b>	<b>11831.00</b>	<b>445993.00</b>	<b>21645387.40</b>

Self-Certified

Self-Certified

RTU

SCHEDULE - B FIXED ASSETS														
Land (at Mansarovar)														
Land			1350840.00											
Land at Sitapura														
Building at Mansarovar		16649121.00												
Building at Sitapura			9150182.00											
Building at Vatika		199045842.25												
Building at Partap Garn														
A.C					13835022.00	28550540.00		38711410.00						
Attendance Machine		1356570.00												
Audio System		31812.00	7653.00							12507143.00				
Books		5742.00			10071.00									
Borewell										3771.00		12223.00		
Bus													7165.00	
Camera		362622.00												72495.00
Computer System/Equipments		63702.00							18561.00				91518.00	
DC	7283.00	88760.00							189357.00					5742.00
Electric Items				491253.00	131656.00	2560.00	1678.00	678.00						91518.00
Epbx System		2259158.00	273397.00	13233.00	42823.00					2158.00		4598.00		18561.00
Fan		35553.00					867383.00	19286.00					6910.00	91518.00
Fire Equipment		239740.00	5112.00			8211.00								91518.00
Fitness Equipment			20100.00											1975240.00
Fortuner		91350.00				9115.00	5251.00	5358.00	11369.00	5830.00				1975240.00
Furniture & Fixtures														27588.00
Generator Set	150323.00	3571281.00	582713.00	236127.00	407421.00	212102.00	162271.00	87439.00	789943.00	192607.00	96943.00	125672.00	57592.00	48638.00
Lab Equipments	36546.00	91697.00	99131.00			127362.00	127362.00	127362.00	102396.00	127362.00				1415779.00
Lab Installation	287949.00	1981544.00	243455.00	654540.00	114962.00	1562620.00	714900.00	574969.00	714159.00	958500.00	341494.00	139691.00	227849.00	1415779.00
Machine & Tools				57971.00										6958205.00
Maruti Swift Dizire Vxi		351720.00												843786.00
Office Equipments														8526632.00
Photostate Machine														90121.00
Printers		62663.00				81313.00								351720.00
Projector				12019.00										119251.00
Pump Set		25808.00	9747.00		71089.00									81313.00
RO system		9437.00							11158.00					107781.00
Tata Maac		5904.00	4864.00										12161.00	33099.00
Tractor						3590.00		3590.00						12161.00
TV		68429.00								3590.00				117602.00
TVS XL Super		255735.00												9437.00
UPS														21539.00
Water Cooler		21028.00												147618.00
Water Heater		35909.00				22344.00	55860.00	22344.00						76665.00
		144440.00				13926.00				44689.00				145094.00
Total	492101.00	0.00	226855267.25	11747194.00	1453124.00	790041.00	15878165.00	30485245.00	841026.00	40605030.00	1338507.90	12945580.00	282184.00	376959.00
													48638.00	19071.00
														0.00
														126857979.75
														471016112.00

Self-Certified

SCHEDULE - C OF CURRENT ASSETS, LOANS & ADVANCES																		
CASH & BANK BALANCE																		
Cash in Hand	43658.00		188919.00	69507.00	64306.00	12969.00	68133.00	4141.00	54947.00	37680.00	458834.00	13787.00	141469.00	22562.00	48892.00	5157.00	283635.00	1519576
Axis Bank																		241
Bank of India	4669.40		813065.93	13639.02	40754.01	27627.20	68359.89	18954.07	24842.64	1056.58	62969.30		216277.18				3695.36	1259910
Bank of India Student Fund																		170810
Canara Bank	8391.25		1053282.86	476451.23	19097.46	2120.00	12446.80	10525.00	324188.00	5660.29	2384.40							2849319
Union Bank of India	21827.91		212931.60	100081.10	86528.87	38994.88	7623.09	13405.57	7976.16	13239.72	44862.79		51608.47		174485.17	11092.15	95575.86	8478298.61
Union Bank of India (Scheme A/c)					5449.69													9358531
Union Bank of India 34459					9420.24													36671
Union Bank of India 34563																		6365
State Bank of India			87353.30															67353
Punjab National Bank									88846.99									88846
ICICI Bank																		81734.22
<b>Sundry Receivable &amp; Advances</b>																		
Bihar Govt			500000.00															12554.64
Travel Masters			80000.00						500000.00									12554.64
Rajasthan University of Health Science																		1000000
University of Rajasthan													380500.00					80000
Shivam Enterprises																		380500
Security Deposit Director Education																		2600000
Security Deposit J.V.V.N LTD	21835.00		554065.00	29429.00														2600000
Lotus Consultant																		304811
Rajasthan Skill Livelihoods Development Corp							100000.00						208000.00					01
Security Deposit																		138592.00
PMKY 2016-17			141644.00															951921.1
PMKY 2017-18			124694.00	26325.00		197493.00		178923.00					23895.00					1000000
PMKY 2018-19			3253703.00	809563.00		1972285.00		1870143.00		91151.00			573205.00					22900000.00
National Skill Development Corporation										3712676.00			1194367.00					22900000.00
Sony Elevator									533309.00									165539.00
Jagadguru Ra. Ch. Raj San. University			160000.00						100000.00									1191791.00
SED					376320.00													12812737.00
BSTC				2688000.00	672000.00													533309.00
Member Secretary AICTE					812500.00													260000.00
Member Secretary NCTE													1560000.00					376320.00
TDS Receivable																		3360000.00
Total	100381.56	0.00	7181474.20	3377107.35	1226805.48	2042531.08	2335636.51	47025.64	2554954.16	1194305.01	4378158.15	221787.00	2200821.65	433543.00	1783377.17	11092.15	100732.86	43412072.26
																		72601805.2

For Deepshikha Kala Sansthan

*(Signature)*  
 (President)

*(Signature)*  
 (Secretary)

Place : Jaipur  
 Dated : 10/01/2022

As per our report of even date.  
 For LATA KHATRI & CO  
 Chartered Accountants  
 FRN No. 032735C  
*(Signature)*  
 (Lata Khatri)  
 (PROPRIETOR)  
 MEMBERSHIP NO 452287



*(Signature)*  
 Self-Certified

## Deepshikha Kala Sansthan

Sector 3, Varun Path Manasarovar, Jaipur  
Balance Sheet as on 31 March, 2022

LIABILITIES	DITI	RCERT	DCTE	RCP	DTTC	RIPSV	RIPC	RIPSP	DKSGI	RCPV	REC	RPCS	RCN	RTTC	DKS (P)	DIA	DKS	TOTAL	
<b>1 CAPITAL FUND</b>																			
As per last balance	57500.00																	57500.00	115000.00
<b>2 BUILDING FUND</b>																			
As per last balance	2635100.00																	7838000.00	10473100.00
<b>3 GENERAL RESERVE</b>																			
As per last balance	15496946.99	223320756.13	126148073.43	7874998.48	7077479.08	-10222685.09	28875710.64	1544816.56	-32485757.46	37953984.55	23298853.69	16806373.05	-266202	1471295.17	-1521486.85	-116143.14	91955876.49	537212803.72	
Add - Surplus of Income over																			
Expenditure for the year	202406.30	9436434.33	4222650.67	7462624.85	-206478.77	-7856753.84	-43091.65	-5077209.30	-6540674.47	2241835.79	0.00	-2502045.97	0.00	962102.34	0.00	31929.20	3029993.24	5203042.72	
<b>CURRENT LIABILITIES &amp; PROVISIONS (as per Schedule A)</b>	0.00	43650556.00	1096525.00	1540237.00	761311.00	3974365.00	1589672.00	2592272.00	1941696.00	4495945.00	1305000.00	1235153.00	0.00	602154.00	0.00	0.00	96256.00	25556041.00	
<b>Total</b>	<b>18391953.29</b>	<b>237122246.46</b>	<b>131427249.10</b>	<b>16877860.33</b>	<b>7632311.31</b>	<b>-14196063.93</b>	<b>30422290.99</b>	<b>-940200.74</b>	<b>-37184745.93</b>	<b>44691666.34</b>	<b>24603953.69</b>	<b>15479490.98</b>	<b>-266202.00</b>	<b>3036551.51</b>	<b>-1521486.85</b>	<b>-84213.94</b>	<b>102979025.73</b>	<b>578560593.44</b>	
<b>ASSETS</b>																			
<b>1 Fix Assets -As per Schedule-B</b>	492101.00	226865267.25	11747194.00	1463124.00	790041.00	17228165.00	30485245.00	3414744.00	40605030.00	1338507.00	12945880.00	1407194.00	376959.00	48638.00	19071.00	0.00	126857979.75	476064830.00	
<b>2 INVESTMENTS</b>																			
FDRs			3000000.00		3850000.00		1500000.00					1500000.00						33075000.00	42925000.00
Interest Receivable (Bank of India)																		2686.96	2686.96
Interest Receivable Canara Bank																		372268.79	372268.79
Interest Receivable Union bank of india																		3046218.31	3046218.31
<b>3 CURRENT ASSETS LOANS &amp; ADVANCES (As Per schedule -C)</b>	118109.86	3901896.53	3290027.02	1198339.33	4025703.31	1831612.07	40501.99	2504545.26	1259130.54	3139050.34	221787.00	1982584.08	433543.00	1667917.51	11092.15	10931.06	30599647.33	56149589.38	
<b>Total</b>	<b>610210.86</b>	<b>230797168.78</b>	<b>17953221.02</b>	<b>2661463.33</b>	<b>8465804.31</b>	<b>19059777.07</b>	<b>32026746.99</b>	<b>5919289.26</b>	<b>41861160.64</b>	<b>4478166.34</b>	<b>13167367.00</b>	<b>4889768.08</b>	<b>810502.00</b>	<b>1716156.51</b>	<b>30163.15</b>	<b>10831.06</b>	<b>183953801.14</b>	<b>578560593.44</b>	

For Deepshikha Kala Sansthan

(President) (Secretary)

Place Jaipur  
Dated 28/09/2022

As per our report of even date.  
For Dheeraj Sancheti & Associates  
Chartered Accountants  
FRN No. 032082C

(Dheeraj Sancheti)  
(PROPRIETOR)  
MEMBERSHIP NO. 456620



UDIN- 22456628AXCNKR9146

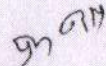
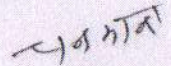
Self-Certified

## Deepshikha Kala Sansthan

Sector 3, Varun Path Manasarovar Jaipur  
Income and Expenditure Account for the year ended 31st March, 2022

INCOME	DITI	RCERT	DCTE	RCP	DITC	RIPSV	RIPC	RIPSP	DKSGI	RCPV	REC	RPCS	RCN	RTTC	DKS (P)	DIA	DKS	TOTAL
Fees	217500.00	43167417.00	12810870.00	17364706.00	7279440.00	8670500.00												
Bank Interest	246.00	10507.00	4932.00	871.00	556.00													
Bank FDR Interest																		
Rent Income							308.00	8507500.00	18542594.00	17518863.00		4905600.00		8520275.00		32000.00		147536808.00
Interest for Income Tax Refund									94.00	383.00								66023.00
Donation																		3259522.00
Other Income																		670000.00
<b>Total</b>	<b>217746.00</b>	<b>43359979.00</b>	<b>12859090.00</b>	<b>17365577.00</b>	<b>7279996.00</b>	<b>8670500.00</b>	<b>308.00</b>	<b>8507500.00</b>	<b>18542594.00</b>	<b>17518863.00</b>	<b>0.00</b>	<b>4905600.00</b>	<b>0.00</b>	<b>8520275.00</b>	<b>0.00</b>	<b>32000.00</b>	<b>4221521.00</b>	<b>152001569.00</b>
<b>EXPENDITURES</b>																		
Admission Expenses		186450.00																199750.00
Advertisement Expenses		3283.00	3306.00		1194.00													199750.00
Affiliation Fees University		775000.00	437250.00	1060000.00	452356.00	20000.00	15000.00	20000.00										3259522.00
Bank Charges	17.70	26011.03	3071.33	14925.15	2486.77	4761.84	79.65	20000.00										670000.00
Books, Periodicals & Journals			312633.00	35922.00	116390.00													8173.00
College Education Noc Fees			25000.00					6429.30	4542.47	15000.00				2612.00				199750.00
Electricity & Water Exp.	15322.00	861528.00	189844.00							5121.21		15000.00						281293.00
General Expenses		62322.64		44489.00	27740.00	42834.00						3923.97						199750.00
Hostel Expenses		514900.00														70.80	39289.04	199750.00
Insurance Premium		57600.00						18932.00	12638.00	12638.00				8964.66				199750.00
Lab. Consumable Items														87775.00				281293.00
Nagar Nigam Jaipur				25710.00										180814.00				199750.00
New College NOC Fee			30784.00											84250.00				281293.00
News Papers & Magazine														438466.00				199750.00
Peitrol Expenses			1728.00	7842.00										28716.00				199750.00
Pharmacy Council of India		70934.00																199750.00
Photostat & Typing				493222.00														199750.00
Printing & Stationary			7336.00	8737.00	9867.00													199750.00
Repair & Maintenance		10784.00	16275.00	4248.00	2313.00													199750.00
Software		196422.00	1400.00	61367.00														199750.00
Salaries						632428.00		12438.00	8932.00	9847.00								199750.00
Sports Equipments		30973396.00	7475426.00	8117180.00	6745324.00	15714206.00			9864.00	8437.00								199750.00
Staff Welfare																		199750.00
Students Welfare					10000.00			13506239.00	25141660.00	15176372.00				7388500.00				199750.00
Telephone			99917.00			32542.00												199750.00
Travelling & Conveyance		184924.00	32469.00	28320.00	118804.00													199750.00
Excess of Income over Expenditure						56640.00	28320.00		5492.00									199750.00
<b>Total</b>	<b>202,406.30</b>	<b>9,436,434.33</b>	<b>4,222,650.67</b>	<b>7,462,624.85</b>	<b>206,478.77</b>	<b>7,856,753.84</b>	<b>43,091.65</b>	<b>5,077,289.30</b>	<b>6,640,674.47</b>	<b>2,241,835.79</b>	<b>0.00</b>	<b>2,562,045.97</b>	<b>0.00</b>	<b>962,102.34</b>	<b>0.00</b>	<b>31,929.20</b>	<b>3,029,993.24</b>	<b>5203642.72</b>
	<b>217746.00</b>	<b>43359979.00</b>	<b>12859090.00</b>	<b>17365577.00</b>	<b>7279996.00</b>	<b>8670500.00</b>	<b>308.00</b>	<b>8507500.00</b>	<b>18542594.00</b>	<b>17518863.00</b>	<b>0.00</b>	<b>4905600.00</b>	<b>0.00</b>	<b>8520275.00</b>	<b>0.00</b>	<b>32000.00</b>	<b>4221521.00</b>	<b>152001569.00</b>

For Deepshikha Kala Sansthan


  
 (President) (Secretary)

Place: Jaipur  
Dated: 28/09/2022

As per our report of even date  
For Dheeraj Sancheti & Associates  
Chartered Accountants  
FRN No. 032082C

(Dheeraj Sancheti)  
(PROPRIETOR)  
MEMBERSHIP NO. 456628



UDIN - 22456628BAXCNKR9146

  
 Self-Certified

## Deepshikha Kala Sansthan

Sector 3, Varun Path, Manasarover, Jaipur

SCHEDULES TO AND FORMING PART OF BALANCE SHEET AS ON 31 March 2022

PARTICULARS	DITI	RCERT	DCTE	RCP	DTTC	RIPSV	RIPC	RIPSP	DKSGI	RCPV	REC	RPCS	RCN	RTTC	DKS (P)	DIA	DKS	TOTAL
<b>1 SCHEDULE - A</b>																		
<b>2 CURRENT LIABILITIES</b>																		
Agarwal Brothers																		7761.00
Agarwal Fitting House		7761.00																16538.00
Arthant Saksta Prakashan																		1520.00
Ashwad Publishers & Distributors			1520.00				16538.00											7976.00
ACME Enterprises		7976.00																3780505.00
BCT Fibernet Pvt. Ltd.		148001.00		246601.00														24972.00
C.P. Textiles						6663.00		823401		1237151.00			659051.00					43062.00
Dev Enterprises				43092.00														15206.00
Dev Motors Workshop			15206															9241.00
Data Ingenious Global Limited		9241.00																20815.00
EI Tronics		20815.00	6938															6938
Expert Computers																		358000.00
Fast Engineers		124306.00	177500.00								3469.00							9241.00
Indsun Enterprises		90000.00								216926.00								90000.00
Jaipur Glass House		16745.00	2250.00				315527.00		223090.00									16745.00
K.K. Sports																		9127.00
K.S. Enterprises								9127.00										9127.00
Mangal Sales Corporation			62600.00															62600.00
Nandkharth Publishers (P) Ltd														26520.00				26520.00
Reprographic Solutions		18949.00						22100.00										18949.00
Parshuram			1419.00	804.00					56596.00									1419.00
Radha Prakashan Mandir (P) Ltd																		182312.00
Rajasthan Prakashan					182312.00						696475.00							182312.00
Roadways Company					103940.00													103940.00
Shree Char Bhuj Travels																		695475.00
R & H Industries																		182312.00
Rishi Bhumi Enterprises			11684.00															11684.00
R.K. Enterprises		310437.00														35470.00		310437.00
Shades Paints & Allied Industry		37664.00														8279		37664.00
Shivam Enterprises		5950.00																5950.00
Shree Chaturbhuj Enterprises			16383.00	23413.00														16383.00
Shri Nath Cables				17564														17564
Taj Paints & Hardware																		9280.00
(B) Other Liabilities		6165.00							9280.00									6165.00
Caution Money																		9280.00
TDS Un Paid		959315.00		206250.00														959315.00
Staff Refund Amount						1997400.00	1217100.00	949000.00	1602000.00	985000.00	964000.00							1997400.00
Scholarship Social Welfare				273372.00														273372.00
Salary Un Paid		2601670.00	421469.00	339560.00	729141.00	475059.00	952605.00		819371.00					100000.00			27935.00	2601670.00
Development Fees RTU																		421469.00
<b>Total</b>	<b>0.00</b>	<b>4365055.00</b>	<b>1056526.00</b>	<b>1540237.00</b>	<b>761311.00</b>	<b>3974365.00</b>	<b>1689672.00</b>	<b>2582272.00</b>	<b>1941686.00</b>	<b>4498945.00</b>	<b>1305000.00</b>	<b>1235163.00</b>	<b>0.00</b>	<b>602154.00</b>	<b>0.00</b>	<b>0.00</b>	<b>96656.00</b>	<b>26556041.00</b>
<b>ASSETS</b>																		
<b>1 SCHEDULE - B FIXED ASSETS</b>																		
Land (at Manasarover)																		
Land			1350840.00															1350840.00
Land at Sitapura																		
Building at Manasarover		16049121.00																16049121.00
Building at Sitapura			9150182.00															9150182.00
Building at Verka		190049842.75																190049842.75
Building at Partap Garh																		
A.C						13835022.00	28550540.00		38711410.00									13835022.00
Attendance Machine		1358570.00																1358570.00
Audio System		31612.00	7653.00		10071.00						12507143.00					2478948.75		31612.00
		5742.00								3771.00		12223.00						5742.00

*Deepshikha*  
**Self-Certified**





SCHEDULE C OF CURRENT ASSETS LOANS & ADVANCES																		
CASH & BANK BALANCE																		
Cash in Hand																		
Bank of India	61158.00	31882.00	67828.00	70368.00	5108.00	164616.00	4141.00	127240.00	106434.00	124292.00	13767.00	16937.00	22562.00	71147.00	5157.00	186215.00		
Bank of India Student Fund	4669.40	80936.25	61782.24	300740.73	30491.38	15054.05	18054.07	24842.64	1056.58	2963.98		254803.96			2574.85	1080872.00		
Canara Bank	6637.25	292.86	333199.23	4658.46	2876.00	8528.80	10833.00	61163.00	7595.29	2455.40					235704.90	808959.53		
Union Bank of India	21810.21	28027.05	25818.55	6249.00	22987.93	5947.19	6573.92	158325.96	4503.67	15546.00		8275.20			76600.31	525084.80		
Union Bank of India (Scheme A/c)		3537.69		6254.24		10173.03		2709.67	3232.00	7114.96		13651.52		7570.51	11092.15	298468.15		
Union Bank of India 34459		70704.18														630845.87		
Union Bank of India 34563		99234.50														33021.58		
State Bank of India																70704.18		
Punjab National Bank																96234.50		
ICICI Bank									83197.99							83197.99		
<b>Sundry Receivable &amp; Advances</b>																		
Bihar Govt		500000.00														49537.98		
Travel Masters		80000.00														12554.64		
Rajasthan University of Health Science									500000.00									
Shivam Enterprises																1000000.00		
Netparam Technologies Pvt. Ltd												380500.00				80000.00		
Security Deposit J.V.V.N.LTD												30481.00				380500.00		
Lotus Consultant	21835.00	554065.00	29429.00													30481.00		
Rajasthan Skill Livelihoods Development Corp					100000.00						208000.00					35231.00		
Security Deposit																136592.00		
PMKY 2016-17		141644.00														951921.00		
PMKY 2017-18		124694.00														100000.00		
PMKY 2018-19		2016281.00		26325.00		197493.00		178923.00		91151.00		23895.00			19465100.00	100000.00		
National Ski Development Corporation				548039.00		1429600.00		1870143.00		2896136.00		573205.00				165539.00		
Sony Elevator		160000.00							533309.00							1191791.00		
Jagadguru Ra. Cha. Raj. San. University									100000.00							9850216.00		
BED					317500.00											533309.00		
BSTC			2688000.00		2734240.00											200000.00		
Member Secretary AICTE					812500.00											317560.00		
Member Secretary NCTE													1588800.00			5422240.00		
TDS Receivable																2401300.00		
<b>Total</b>	<b>118108.86</b>	<b>3801898.63</b>	<b>3206027.02</b>	<b>1198338.33</b>	<b>4026763.31</b>	<b>1831612.07</b>	<b>40501.99</b>	<b>2504545.26</b>	<b>1266130.64</b>	<b>3139659.34</b>	<b>221787.00</b>	<b>1882584.08</b>	<b>433643.00</b>	<b>1667817.61</b>	<b>11082.15</b>	<b>10831.06</b>	<b>30599647.33</b>	<b>86149589.31</b>

For Deepshikha Kala Sansthan

*(Handwritten Signature)*  
 (President) (Secretary)

Place : Jaipur  
 Dated : 26/09/2022

As per our report of even date.  
 For Dheeraj Sancheti & Associates  
 Chartered Accountants  
 FRN No. 032082C

(Dheeraj Sancheti)  
 (PROPRIETOR)  
 MEMBERSHIP NO. 456628



UDIN - 2245662BAXCNKR9146

*(Handwritten Signature)*  
 Self-Certified

## Deepshikha Kala Sansthan

Sector 3, Varun Path Manakarovar, Jaipur  
Balance Sheet as on 31 March, 2023

LIABILITIES																				
CAPITAL FUND																				
As per last balance																				
	DITI	RCERT	DCTE	RCP	DTTC	RIPSV	RIPC	RIPSP	DKSGI	RCPV	REC	RPCS	RCN	RTTC	DKS (P)	DIA	RNC	DKS	TOTAL	
1	57500.00																			
2 BUILDING FUND																				
As per last balance																				
	2635100.00																		57500.00	115000.00
3 GENERAL RESERVE																				
As per last balance																				
	15699353.29	232757190.46	130370724.10	15337623.33	6871000.31	-18079418.93	28632618.99	-3532472.74	-39126431.93	40196720.34	23298953.69	14244327.08	-295202	2433397.51	-1521486.85	-84213.94			7838000.00	10473100.00
Add: Surplus of income over																				
Expenditure for the year																				
	206313.10	3535012.57	10573774.66	11816648.30	-356197.35	-1459237.06	-160874.66	-8389040.19	-936751.00	1211474.22	-29950.00	-806157.59	-1264115.74	1249060.41	0.00	-2480.80	-368336.22	94965859.73	542416452.44	
CURRENT LIABILITIES & PROVISIONS (as per Schedule A)																				
	0.00	4083626.00	695690.00	1113264.00	929204.00	3014200.00	1582172.00	1760401.00	1698596.00	3138221.00	1305000.00	679364.00	30000.00	226465.00	0.00	0.00	0.00	0.00	35291.00	20271994.00
<b>Total</b>	<b>18597266.39</b>	<b>240355829.03</b>	<b>141640188.76</b>	<b>28267535.63</b>	<b>7444006.96</b>	<b>-16524456.02</b>	<b>30253916.33</b>	<b>-8131111.93</b>	<b>-38354586.93</b>	<b>44545415.56</b>	<b>24574803.69</b>	<b>14027533.49</b>	<b>-1500317.74</b>	<b>3908922.92</b>	<b>-1521486.85</b>	<b>-86694.74</b>	<b>-368336.22</b>	<b>106556420.60</b>	<b>593654848.93</b>	
ASSETS																				
1 Fix Assets - As per Schedule B																				
	492161.00	228352787.25	12929685.00	1453124.00	922201.00	17226165.00	30485245.00	4167374.00	42102090.00	1338507.00	12945580.00	1407184.00	376959.00	48638.00	19071.00	0.00	0.00	126857979.75	481146671.00	
2 INVESTMENTS																				
FDIs																				
Interest Receivable Canara Bank																				
		3000000.00		3850000.00			1500000.00													
Interest Receivable Union Bank of India																				
											1500000.00									
CURRENT ASSETS LOANS & ADVANCES (As per schedule C)																				
	54653.56	4508580.10	2488439.66	1858643.00	3030236.96	2303357.93	7508.26	2181061.43	1595472.96	3103105.16	221737.00	1823344.63	245453.26	1900011.82	11092.15	8350.26	252178.76	29677523.87	55270760.83	
<b>Total</b>	<b>546754.56</b>	<b>232861356.35</b>	<b>10418124.66</b>	<b>3309767.90</b>	<b>7862437.96</b>	<b>19531522.93</b>	<b>31992783.26</b>	<b>6368435.43</b>	<b>43697562.96</b>	<b>4441612.16</b>	<b>13167317.00</b>	<b>4732528.63</b>	<b>622412.26</b>	<b>1948649.92</b>	<b>30163.15</b>	<b>8350.26</b>	<b>252178.76</b>	<b>203922920.72</b>	<b>593654848.93</b>	

For Deepshikha Kala Sansthan

*(Signature)*  
 (President) *(Signature)*  
 (Secretary)

Place Jaipur  
 Dated 26/10/2023

UAIN:- 234566288GSOIA9701

As per our report of even date  
 For Dheeraj Sancheti & Associates  
 Chartered Accountants  
 FRN NO 032082C

*(Signature)*  
 (Dheeraj Sancheti)  
 (PROPRIETOR)  
 MEMBERSHIP NO 450628



Self-Certified

*(Signature)*

## Deepshikha Kala Sansthan


Sector 3, Varun Path, Manasarovar, Jaipur

Income and Expenditure Account for the year ended 31st March, 2023

ICOME	DITI	RCERT	DCTE	RCP	DTTC	RIPSV	RIPC	RIPSP	DKSGI	RCPV	REC	RPCS	RCN	RTTC	DKS (P)	DIA	RNC	DKS	TOTAL
Bank Interest	614000.00	37521975.00	15596580.00	23442191.00	7410980.00	10172500.00		3675500.00	23985000.00	17653500.00	-29000.00	7628990.00	1155000.00	8904950.00					
Bank FDR Intrest	254.00	142.00	13128.00	395.00	203.00		300.00		92.00	269.00									
Net Income																			
Interest for Income Tax Refund																			
Donation																			
Other Income			39146.00																
<b>Total</b>	<b>614254.00</b>	<b>37622117.00</b>	<b>15638854.00</b>	<b>23442586.00</b>	<b>7411183.00</b>	<b>10172500.00</b>	<b>300.00</b>	<b>3675500.00</b>	<b>23985092.00</b>	<b>17653769.00</b>	<b>-29000.00</b>	<b>7628990.00</b>	<b>1155000.00</b>	<b>8904950.00</b>	<b>0.00</b>	<b>0.00</b>	<b>2359000.00</b>	<b>4252473.00</b>	<b>164487568.00</b>
<b>EXPENDITURES</b>																			
Admission Expenses		156615.00																	
Advertisement Expenses		10638.00	2608.00		1565.00							33600.00							
Audit Fees																			
Affiliation Fees University		960300.00	430165.00	696500.00	497488.00	20000.00	15000.00	20000.00		15000.00		15000.00	1816500.00					61179.00	273585.00
Bank Charges	300.90	12307.68	2991.34	13532.70	1368.35	5524.09	1862.66	5557.19	6734.00	76.78		3139.59	1112.74	12628.59	2430.80			4720.00	75990.00
Books, Periodicals & Journals			67184.00	34467.00	127500.00														420.00
Electricity & Water Exp.		627472.00	62668.00						162785.00										1806500.00
SI Corporation		35677.00												53650.00				5147.22	6282453.00
General Expenses		6433.00	30247.00	79315.00		4242.00		18800.00	147628.00	33775.00	50.00		20274.00				124250.00	99710.76	
Hostel Expenses		35100.00																	656429.00
Inspection Fees		165000.00																	890140.00
Insurance Premium		151311.85				50000.00		40000.00	130000.00	90000.00		45000.00	15000.00	986452.00		50.00		72750.00	
Lab. Consumable Items		25166.00	116008.00					2677.00											35677.00
Library Nigam Jaipur		35916.00																	413564.00
New College Application Fees																		80000.00	1021552.00
News Papers & Magazine		1010.00	7105.00	2419.00															615000.00
Pharmacy Council of India				418000.00					4380.00										194139.85
Photostat & Typing				7327.00															141174.00
Printing & Stationary		22390.00	12518.00	13876.00	24225.00	8932.00			15632.00	18950.00									
Repair & Maintenance		66065.00	98632.00					6438.00	26437.00	23080.00									
Software						115992.00			542632.00			3540.00	3729.00	1710.00					
Salaries	408640.00	31626454.00	4221109.00	9659271.00	6881101.00	11441369.00		9921283.00	23869358.00	16134908.00		8281545.00	562500.00	5839730.00				2667.00	
Sports Equipments				18964.00														1652.00	
Staff Welfare		29334.90		139242.00		45030.00													
Students Welfare			120355.00	68702.00	234133.00					49730.00									
Telephone		190996.00	44457.00	36972.00		56640.00	28320.00	2880.00	16637.00	14160.00		3420.00	300593.00						
Training Fees																			
Traveling & Conveyance					22710.00														
Transfer of Income over								12545.00											
Expenditure	205,313.10	3,536,012.57	10,573,774.66	11,816,648.30	356,197.35	1,459,237.09	160,874.66	6,359,040.19	936,751.00	1,211,474.22	26,050.00	896,157.59	1,264,115.74	1,249,060.41	0.00	2,480.80	388,336.22	3,639,269.87	
<b>Total</b>	<b>614254.00</b>	<b>37622117.00</b>	<b>15638854.00</b>	<b>23442586.00</b>	<b>7411183.00</b>	<b>10172500.00</b>	<b>300.00</b>	<b>3675500.00</b>	<b>23985092.00</b>	<b>17653769.00</b>	<b>-29000.00</b>	<b>7628990.00</b>	<b>1155000.00</b>	<b>8904950.00</b>	<b>0.00</b>	<b>0.00</b>	<b>2359000.00</b>	<b>4252473.00</b>	<b>164487568.00</b>

Mr Deepshikha Kala Sansthan  
 Resident) (Secretary)

Place: Jaipur  
 Dated: 26/10/2023  
 UAIN: - 234566288950IA9701

As per our report of even date  
 For Dheeraj Sancheti & Associates  
 Chartered Accountants  
 FRN No. 032082C  
  
 (Dheeraj Sancheti)  
 (PROPRIETOR)  
 MEMBERSHIP NO. 456628

Self-Certified

3/3/23

### Deepshikha Kala Sansthan

Sector 3, Varun Path Manasarovar, Jaipur

SCHEDULES TO AND FORMING PART OF BALANCE SHEET AS ON 31 March, 2023

PARTICULARS	DITI	RCERT	DCTE	RCP	SCHEDULES TO AND FORMING PART OF BALANCE SHEET AS ON 31 March, 2023																
					DTTC	RIPSV	RIPC	RIPSP	DKSGI	RCPV	REC	RPCS	RCN	RTTC	DKS (P)	DIA	RNC	DKS	TOTAL		
<b>1 SCHEDULE - A</b>																					
<b>2 CURRENT LIABILITIES</b>																					
Agarwal Brothers		7761.00																			7761.00
Agarwal Fitting House																					16538.00
Allied Informatics								16538.00													26381.00
Anant Saksha Prakashan			2288.00	5780.00																	1520.00
Ashwad Publishers & Distributors			1520.00										20313.00								26381.00
ACME Enterprises		7975.00																			1520.00
C.P. Textiles		148001.00		246601.00																	7975.00
Dev Motors Workshop				43092.00										659051.00							378605.00
Data Ingenious Global Limited		9241.00																			43092.00
EI-Tronics																					2376.00
Expert Computers																					3469.00
Fast Engineers		124366.00	177500.00					358000.00					3469.00								3469.00
Indsun Enterprises		90000.00											216926.00								574926.00
Jaipur Glass House		16745.00	2250.00					315527.00													351868.00
JSR Media																					405527.00
K.S. Enterprises		3266.00						9127.00													18996.00
Mangal Sales Corporation			62600.00																		9127.00
Neelkhanth Publishers (P) Ltd		18949.00						22100.00													3266.00
Natraj Industries																					6260.00
Rajasthan Life Science						132160.00				56586.00											22100.00
Parshuram				98444.00																	75545.00
Radha Prakashan Mandir (P) Ltd																					132160.00
Rajasthan Prakashan						182312.00							695475.00								98444.00
Rightways Company																					695475.00
R & H Industries																					182312.00
Rishi Bhumi Enterprises			11684.00																		53880.00
R.K. Enterprises		310437.00																			35470.00
Shades Paints & Allied Industry		37664.00																			11684.00
Shivam Enterprises		5950.00																			310437.00
Sihri Nath Cables			18383.00																		37664.00
Taj Paints & Hardware								9280.00													5950.00
<b>(B) Other Liabilities</b>		8165.00																			18383.00
Caution Money																					8165.00
Rajasthan University of Health Science		893815.00	421465.00	151750.00																	9280.00
TDS Un Paid				141271.00				189960.00	1209600.00	837000.00	1642000.00	965200.00	964000.00		30000.00					141271.00	
Staff Refund Amount																					141271.00
Salary Un Paid																					141271.00
Development Fees - RTU		2377290.00		428326.00	614732.00																321.00
<b>Total</b>	0.00	4063626.00	695690.00	1113264.00	929204.00	3014200.00	1582172.00	1760401.00	1698596.00	3138221.00	1305000.00	679364.00	30000.00	226465.00	0.00	0.00	0.00	35791.00	23271994.00		
<b>ASSETS</b>																					
<b>SCHEDULE - B FIXED ASSETS</b>																					
Land (at Manasarovar)																					
Land			2533331.00																		2533331.00
Land at Sitapura																					119874358.00
Building at Manasarovar		16649121.00																			119874358.00
Building at Sitapura			9150182.00																		16549121.00
Building at Vatika		199045842.25																			9150182.00
Building at Paritap Garn						13833022.00	28550540.00		38711410.00												199045842.25
A.C.																					38711410.00
Attendance Machine		1356570.00																			12507143.00
Audio System		31612.00	7853.00		10071.00								3771.00								2479349.75
Books		5742.00																			1356570.00
Borewell																					12507143.00
																					1356570.00
																					7165.00
																					5742.00
																					91518.00
																					18561.00

Self-C



SCHEDULE - C OF CURRENT ASSETS, LOANS & ADVANCES																			
CASH & BANK BALANCE																			
Cash in Hand	2418.00	186236.00	297537.00	426844.00	40497.00	266708.00	4041.00	21833.00	445976.00	96910.00	13737.00	116035.00	90777.00	354208.00	5107.00	2275.00	502746.00	283288.00	
Bank of India		79248.44	4697.84		83216.38														
Bank of India Student Fund				392278.90												249903.78	6340.12	423404.36	392278.90
Canara Bank	8691.25	73063.00	1090440.23	4875.46	3079.00	25935.80		2077.00	5426.29										
Union Bank of India	21509.31	94812.40	21135.81	451649.30	73856.58	384318.90	3467.26	30326.77	7438.87	11662.02		6050.20						1918129.71	3140667.94
Union Bank of India (Scheme A/c)		3637.69		6432.24		10102.23												97942.02	1369496.05
Union Bank of India 34459		335522.33						2709.87	3324.00	7246.16									33451.99
Union Bank of India 34563		158485.24																	335522.33
State Bank of India																			158485.24
Punjab National Bank								75049.99											158485.24
ICICI Bank																			75049.99
Sundry Receivable & Advances																			46028.98
Bihar Govt		50000.00																	46028.98
Travel Masters		8000.00						50000.00											12554.64
Shyam Enterprises																			12554.64
Security Deposit J.V.V.N.LTD	21835.00	554065.00	29429.00											30481.00					100000.00
Lotus Consultant					100000.00						208000.00								80000.00
Security Deposit																			30481.00
PMKY 2016-17		141644.00																	138592.00
PMKY 2017-18		124694.00		26325.00		197493.00						23895.80					16800000.00		10000.00
PMKY 2018-19		2016281.00		548039.00		1429800.00		178923.00		91151.00		573265.80							16800000.00
National Skill Development Corporation								1870143.00				1069817.80							165539.00
Sony Elevator		160000.00							533309.00	2896136.00									191791.00
Jagadguru Ra. Chh. Raj. San. University									100000.00										8850216.00
BEO			1075000.00		725760.00														533309.00
BSTC					1191328.00														260000.00
Member Secretary AICTE					812500.00														725760.00
Member Secretary NCTE													1527500.00						2266528.00
TDS Receivable																			2340000.00
Total	54653.56	4508589.10	2488439.68	1856643.90	3030236.96	2302357.93	7508.26	2181061.43	1595472.96	3103105.18	221737.00	1825344.63	245453.26	1900011.92	11092.15	8350.26	252178.78	29677523.87	65270760.83

For Deepshikha Kaia Sansthan

(President) (Secretary)

Place : Jaipur  
Dated : 28/09/2022

As per our report of even date.  
For Dheeraj Sancheti & Associates  
Chartered Accountants  
FRN No/032082C

(Dheeraj Sancheti)  
(PROPRIETOR)

MEMBERSHIP NO. 456628



Self-Certified

Handwritten signature/initials.